




<h2 style="margin: 0;">Dimple Well Definites - Writing</h2> 			
Year 2	Spelling and Handwriting	Composition	Vocabulary, Grammar, Punctuation
	<p><b>Spelling</b></p> <ul style="list-style-type: none"> <li>• Break words into sounds and write these, spelling many correctly</li> <li>• Learn to spell some common homophones eg two, too, to, there, their</li> <li>• Spell common exception words</li> <li>• Spell more words with contracted forms eg that's, we'd</li> <li>• Use the common apostrophe to show possession in the singular eg the girl's book</li> <li>• Add suffixes -ment, -ness, -ful, -less, -ly</li> <li>• Write simple sentences dictated by the teacher</li> </ul> <p><b>Handwriting</b></p> <ul style="list-style-type: none"> <li>• Use consistent spacing between words</li> <li>• Form lower case letters of correct and consistent size</li> <li>• Write capital and digits of correct size and the right way round</li> <li>• Start to use diagonal joining strokes and know which ones are best left unjoined</li> </ul>	<ul style="list-style-type: none"> <li>• Planning ahead what the writing will say</li> <li>• Read aloud the writing with expression to make the meaning clear</li> <li>• Re-read and improve the writing to check for sense and correct errors</li> <li>• Develop more stamina for writing to describe events, write poetry and write for different purposes</li> </ul>	<ul style="list-style-type: none"> <li>• Learning additional punctuation including commas for lists and apostrophes for possessive (singular) and contracted forms of words</li> <li>• Use a range of sentences eg statements, questions, exclamations, commands</li> <li>• Add descriptive words eg 'the blue butterfly', 'the torn dress'</li> <li>• Use the present and the past tenses correctly</li> <li>• Use words to add phrases or parts of sentences eg when, if, that, because, or, and, but</li> <li>• Use the correct terms to talk about parts of sentences including:             <ul style="list-style-type: none"> <li>- statement, question, exclamation, command</li> <li>- compound, suffix, adjective, adverb, verb, tense</li> <li>- apostrophe, comma</li> </ul> </li> </ul>

<h2 style="text-align: center;">Dimple Well Definites - Writing</h2> 			
Year 1	Spelling and Handwriting	Composition	Vocabulary, Grammar, Punctuation
	<p><b>Spelling</b></p> <ul style="list-style-type: none"> <li>Simple words containing the 40+ sounds taught so far</li> <li>Common exception words (first 100 words)</li> <li>Days of the week</li> <li>Name the letters of the alphabet in order and use them to distinguish between alternative spellings</li> <li>Add -s and -es for plurals</li> <li>Use the prefix -un</li> <li>Add -ing, -ed, -er and -est to root words</li> </ul> <p><b>Handwriting</b></p> <ul style="list-style-type: none"> <li>Sit correctly and use a correct pencil grip</li> <li>Start and finish lower case letters in the right place, noting that there are groups of letters formed in similar ways</li> <li>Form capital letters and digits 0 to 9</li> </ul>	<ul style="list-style-type: none"> <li>Rehearse sentences aloud before writing</li> <li>Write a sequence of sentences to form a short narrative</li> <li>Write sentences for different purposes eg non-fiction, instructions, descriptions</li> <li>Re-read for sense</li> <li>Read sentences aloud for adults or children</li> <li>Talk about what they have written</li> </ul>	<ul style="list-style-type: none"> <li>Leave spaces between words</li> <li>Join words and phrases with the word 'and'</li> <li>Start to punctuate sentences with capital letters, full stops, question marks and exclamation marks</li> <li>Use capitals for names of people and places, days and personal pronouns 'I'</li> <li>Use the correct term to talk about parts of sentences including: singular, plural, punctuation</li> </ul>

Dimple Well Definites - Writing			
			
Early Years	Spelling and Handwriting	Composition	Vocabulary, Grammar, Punctuation
Nursery	<p><b>Spelling</b></p> <ul style="list-style-type: none"> <li>Copy their name, forming identifiable letters</li> </ul> <p><b>Handwriting</b></p> <ul style="list-style-type: none"> <li>Show basic control of mark making implements (e.g. lines, circles)</li> <li>Know there is a correct way to form a pen grip</li> </ul>	<ul style="list-style-type: none"> <li>Ascribe meaning to the marks they make e.g. pretend shopping list</li> </ul>	
Reception	<p><b>Spelling</b></p> <ul style="list-style-type: none"> <li>Write own name using capital letters where appropriate</li> <li>Attempt to write labels and captions</li> <li>Use phonic knowledge to write simple regular words</li> </ul> <p><b>Handwriting</b></p> <ul style="list-style-type: none"> <li>Hold a pencil correctly</li> <li>Form some recognisable letters using the correct sequence of movements</li> </ul>	<ul style="list-style-type: none"> <li>Can write a simple sentence</li> </ul>	<ul style="list-style-type: none"> <li>Start to leave spaces between words</li> <li>Use the personal pronoun 'I'</li> </ul>